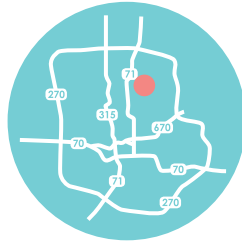


MORSE/161 AREA INFANT MORTALITY PROFILE



Where we live, learn, work and play has an impact on our health and the health of babies in our community.

CelebrateOne works with community leaders and residents in eight high-priority neighborhoods to make them safer and healthier for moms-to-be, babies, and families.

INFANT MORTALITY¹

This affects life expectancy

Infant mortality is the death of a child before they turn one year of age. In Central Ohio, black babies die at a rate 2.5 times that of white babies.

| | |
|-----------------------------------|-----------------|
| Morse/161 Area | Franklin County |
| 34 | 774 |
| # of infant deaths from 2010-2014 | |

| | |
|-------------------------------------|-----------------|
| Morse/161 Area | Franklin County |
| 10.6 | 8.4 |
| Infant deaths per 1,000 live births | |

LIFE EXPECTANCY^{1,2}

| | |
|----------------|-----------------|
| Morse/161 Area | Franklin County |
| 76.1 | 77.2 |
| Age In years | |

CAUSES OF INFANT MORTALITY

- Born too small and too soon
- Birth defects
- Unsafe sleep
- Smoking
- Neighborhood health

UNSAFE SLEEP¹

Once a baby is 1 month old, the biggest risk for infant mortality is sleep-related death. All babies should sleep alone, on their back, and in an empty crib.

8.8%

| | |
|---|-----------------|
| Morse/161 Area | Franklin County |
| 3 | 120 |
| # of sleep-related infant deaths from 2010-2014 | |

Less than one in ten (8.8%) infant deaths in Morse/161 Area were due to unsafe sleep, compared to less than one in six (15.5%) in Franklin County overall.

LOW BIRTH WEIGHT¹

The leading cause of infant death is babies being born too early and too small to survive.

| | |
|--|-----------------|
| Morse/161 Area | Franklin County |
| 9.8 | 9.2 |
| % of births low birth weight (< 5.5 lbs) | |

To learn more about CelebrateOne and provide input on our neighborhood development and community building plan...

▶ www.CelebrateOne.info

WE CAN MAKE A DIFFERENCE


IMPROVING our neighborhood will improve our health and quality of life. We have a good place to start because there are many things we can celebrate about our community. ▼

CIVIC LIFE

Forest Park Civic Association
 Sharon Woods Civic Association
 Forest Park Civic Association

PROJECTS

COTA CMAX-Bus Rapid Transit
 New Kroger at Northland Village
 CelebrateOne Connector Corps
 New Columbus Spanish Immersion School



OUR GOAL

CelebrateOne is working to help our neighborhood thrive and for our neighbors to be as healthy as possible.

6

No more than 6 infant deaths per 1,000 live births!

1/2

Cut the disparity gap between white and black infant mortality in half!

HEALTHY BABIES NEED HEALTHY NEIGHBORHOODS


Health is also related to the conditions where we live, learn, work and play. Health is quality schools, good jobs, safe places, decent housing... All of this and more determine the health of our neighborhood and babies.

Every baby deserves to celebrate his or her first birthday.



EDUCATION²

| | |
|--|-----------------|
| Morse/161 Area | Franklin County |
| 18.1 | 10.2 |
| % of adults 25+ years without high school diploma or GED | |



UNEMPLOYMENT²

| | |
|--|-----------------|
| Morse/161 Area | Franklin County |
| 10.3 | 8.1 |
| % of 16+ year olds in the labor force (military and civilian) unemployed | |



VACANCY³

| | |
|------------------------|-----------------|
| Morse/161 Area | Franklin County |
| 5.5 | 3.8 |
| % of residences vacant | |



INCARCERATION⁴

| | |
|---------------------------------|-----------------|
| Morse/161 Area | Franklin County |
| 5.3 | 3.0 |
| Incarcerations per 1,000 adults | |



Data Sources:
 1. Ohio Department of Health Vital Statistics Data, Analyzed by Columbus Public Health
 2. US Census American Community Survey 5-Year Estimates
 3. US Department of Housing and Urban Development, Aggregated US Postal Service Administrative Data
 4. Justice Atlas of Sentencing and Corrections

Years of Data: Life Expectancy - 2009-2013; Infant Mortality Rate - 2010-2014; Low Birth Weight - 2010-2014; Sleep-related infant deaths - 2010-2014; Adults without high school diploma or GED - 2014 (2010-2014 5-Year Estimates); Unemployment rate - 2014 (2010-2014 5-Year Estimates); Vacancy rate - Q4 2014; Incarceration rate - 2008